



NTSC U/C

PlayStation



SLUS-01555
75011.221.US

Slots

Actual Casino Slot Machines!



ACTIVISION

WARNING: READ BEFORE USING YOUR PLAYSTATION® GAME CONSOLE.

A very small percentage of individuals may experience epileptic seizures when exposed to certain light patterns or flashing lights. Exposure to certain patterns or backgrounds on a television screen or while playing video games, including games played on the PlayStation game console, may induce an epileptic seizure in these individuals. Certain conditions may induce previously undetected epileptic symptoms even in persons who have no history of prior seizures or epilepsy. If you, or anyone in your family, has an epileptic condition, consult your physician prior to playing. If you experience any of the following symptoms while playing a video game – dizziness, altered vision, eye or muscle twitches, loss of awareness, disorientation, any involuntary movement, or convulsions – IMMEDIATELY discontinue use and consult your physician before resuming play.

WARNING TO OWNERS OF PROJECTION TELEVISIONS:

Do not connect your PlayStation game console to a projection TV without first consulting the user manual for your projection TV, unless it is of the LCD type. Otherwise, it may permanently damage your TV screen.

USE OF UNOFFICIAL PRODUCT:

The use of unofficial products and peripherals may damage your PlayStation game console and invalidate your console warranty.

HANDLING YOUR PLAYSTATION DISC:

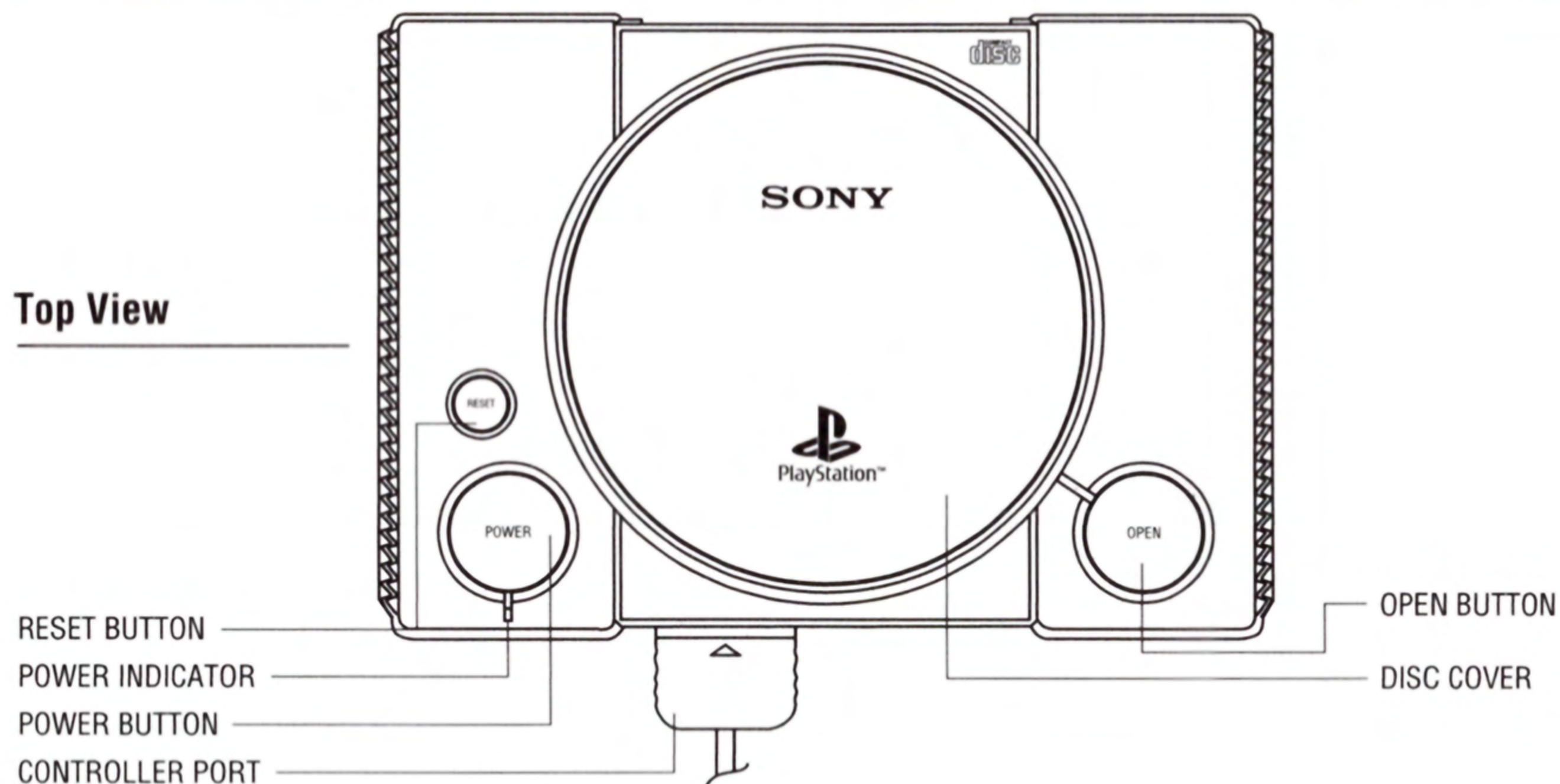
- This compact disc is intended for use only with the PlayStation game console.
- Do not bend it, crush it or submerge it in liquids.
- Do not leave it in direct sunlight or near a radiator or other source of heat.
- Be sure to take an occasional rest break during extended play.
- Keep this compact disc clean. Always hold the disc by the edges and keep it in its protective case when not in use. Clean the disc with a lint-free, soft, dry cloth, wiping in straight lines from center to outer edge. Never use solvents or abrasive cleaners.

Table of Contents

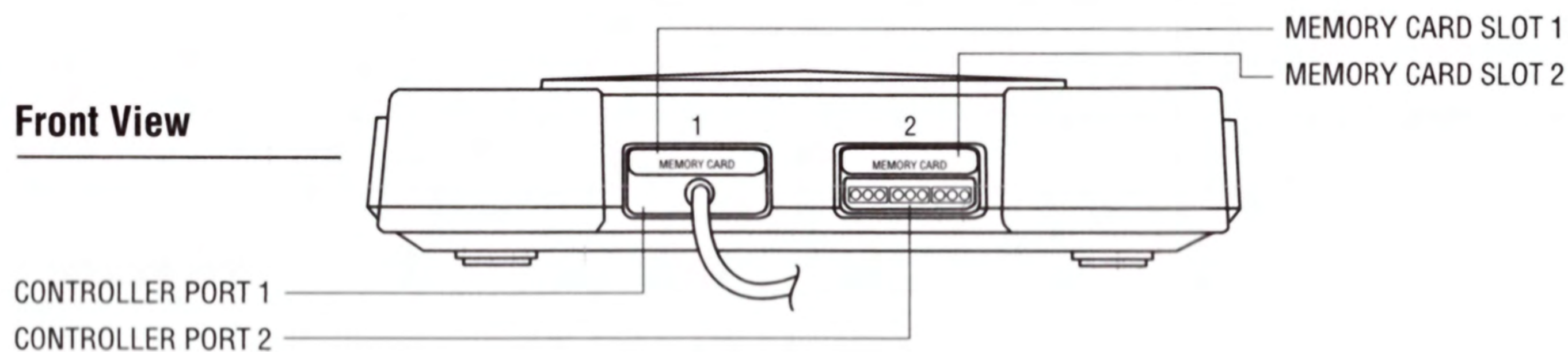
Starting Up	2
Controls	3
Menu Controls	3
In Game Controls	3
Slots Introduction	4
Menu Options	4
Main Menu	4
Options Menu	5
Playing the Slot machines	6
General Information	6
Single-Line and Multi-line Machines	7
Video Bonus Machines	7
Slots Club Membership	8
Cashier	8
Customer Support	9
Credits	10

STARTING UP

Top View

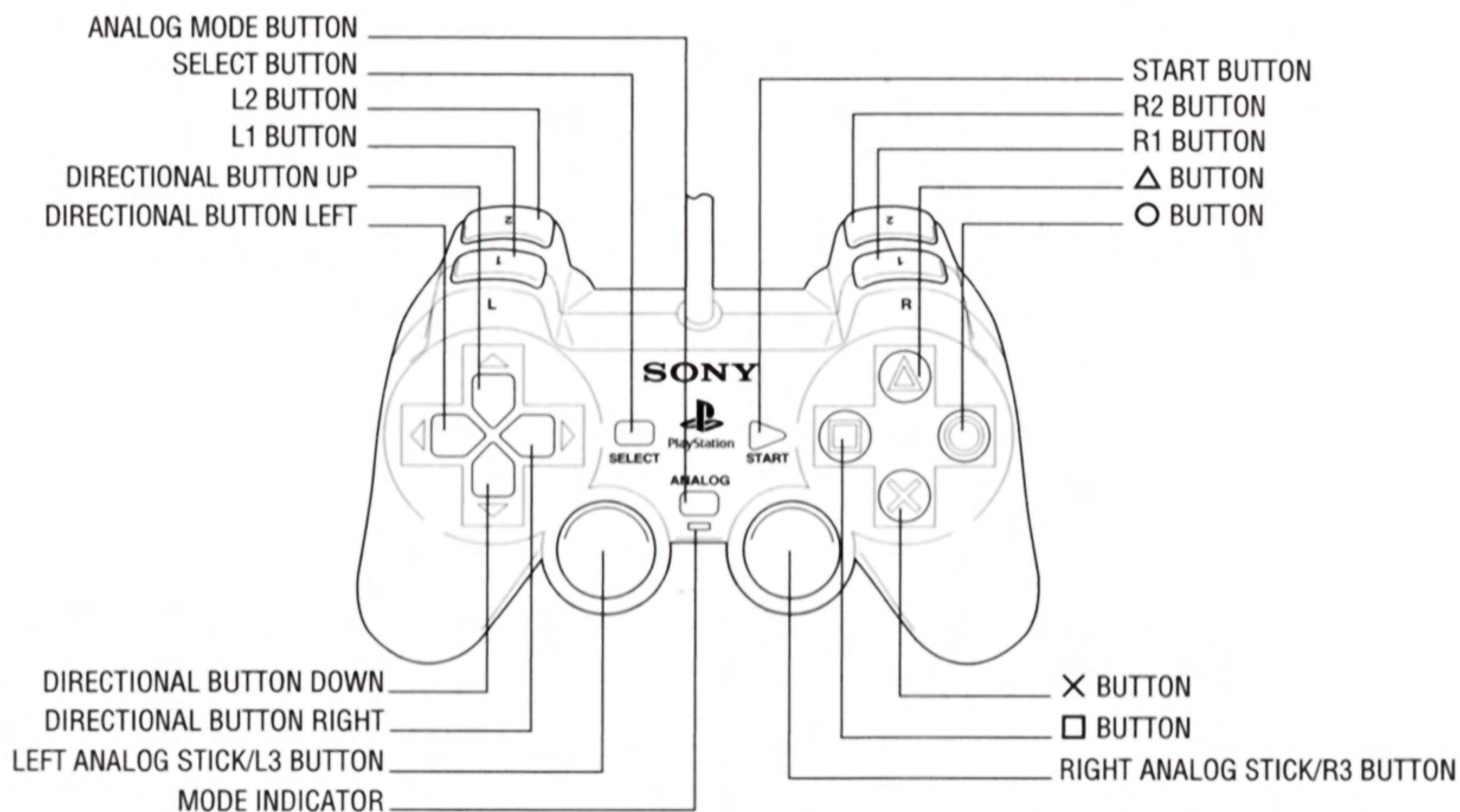


Front View



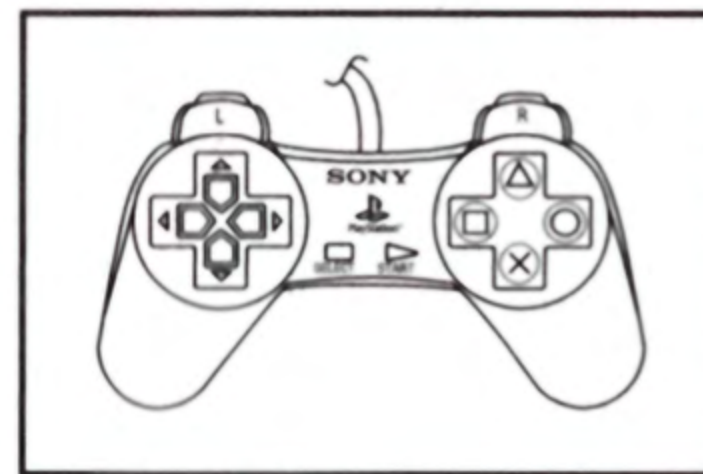
- Set up your PlayStation® game console according to the instruction manual.
- Make sure the power is off before inserting or removing a compact disc.
- Insert game controllers and turn on the PlayStation® game console.
- Insert the Slots™ disc and close the disc cover.
- Follow the on-screen instructions to start a game.

DUALSHOCK™ analog controller



Compatible only in Digital mode

NOTE: You may have a controller that looks like this, if so please follow the digital instructions outlined above.



- △ button - Go Back/Lobby
- button - Spin
- button - Max bet
- × button - Select

- L1 Button - Insert coin
- L2 Button - Pull lever
- R1 Button - Scroll up
- R2 Button - Scroll down
- Directional Button - Move the cursor to select an item

- Left Analog Stick - Not used
- Right Analog Stick - Not Used
- SELECT button - Navigation help
- START button - Pause menu

Controls

The default controller configuration is shown here. All references to button selection in this manual will refer to the default controller configuration.

SLOTS INTRODUCTION

Slots features more than forty Bally's gaming machines with single-line, multi-line, and video bonus play. Browse to your favorite machine through an interactive gambling room, and take advantage of the slots club membership that allows you to earn points while gambling.

MENU OPTIONS

MAIN MENU:

Start a new game or load a previously saved game. If you have saved a previous game onto a memory card, you can load it from the main menu.

Player Profile Screen: You can load a previously saved game or start a new game from the Player Profile screen. Up to ten different players can save their games and keep their own bankroll. Use the controller to highlight the game you would like to load, or start a new game by highlighting one of the 'New Game' options. If you start a new game, you will then be asked to sign in.

Saving Your Game: You can save your progress by selecting the Exit menu from the main lobby or from the pause menu while playing the slot machines. To access the pause menu, press the Start button.

Gambling Room: The gambling room is the area where you can select your machine to begin playing a game. Use the left or right directional button to highlight the menu option you would like to select, and then press the X button to select.

Single-Line: Select a single-line slot machine.

Multi-Line: Select a multi-line slot machine.

Video Bonus: Select a video bonus machine.

Slots Club: Enter the slots club menu.

Exit: Show the exit menu.

Select Machine: Once you have chosen the single-line, multi-line, or video bonus machines, you will be able to select what machine you would like to play.

Stakes: You can bet nickels, quarters, dollars or five dollars.

Coins in: The amount of credit you want to start in the machine.

Payout: You can set the payout to True or High. True payouts simulate what slot machines would pay according to Bally's 'par sheet'. High payout guarantees that you will win more often.

Reset Bankroll: If you run out of money, you can reset your bankroll to \$10,000...

OPTIONS MENU:

You can find the options menu by pressing Start while playing a slot machine, or by exiting the gambling room floor.

Sound - There are several options that can be turned on (checked) or off (unchecked).

Reel Speed - This option allows you to change the speed of the reels.

Payout - You can set the payout to True or High. True payouts simulate what slot machines would pay according to Bally's 'par sheet'. High payout guarantees that you will win more often than what would normally occur.

High payout warning: If this option is checked, each time you play a new slot machine, a message will appear to remind you that you are playing with high payouts.

Display current bankroll: If checked, your current bankroll will be displayed on the slot machine screen.

PLAYING THE SLOT MACHINES

General Information:

Navigation: Use the left and right directional buttons to move your cursor to each of the different slot machine options. Press X to select the option.

Scrolling: You can scroll the screen so that you can view the slot machine from top to bottom. Use the R1 and R2 buttons to scroll.

Exit: Exit to the main lobby by pressing the triangle button.

Pause Menu: Press the start button to show the pause menu. Use this menu to quickly jump to a new slot machine, to change game options or exit the game.

Help Menu: Press select to view the button commands.

Single-Line and Multi-Line Machines:

Playing the single and multi-line slot machines are as easy as a push of a button. Your options are:

Cash Out: Collect your money from the machine and exit. Note that you will automatically cash out whenever you exit the slot machine screen.

Bet One: Bet one credit.

Spin: Spin the reels. This option is available only when you have placed one or more bets.

Max Bet: This option places the maximum amount of bets possible on the machine, and automatically spins the reels.

Pulling the lever: You can pull the lever on the slot machine by pressing the L2 button. You must have placed at least one bet in order to do so.

Video Bonus Machines:

To play the video bonus machines, press left or right on your directional pad to move your cursor over the buttons that you would like to press. You will only be able to select buttons that are lighted. Your options are:

Paytable: Select this option to view information on how to play the video bonus features, including how to play and prize amounts.

Play (#) Line: You can play up to nine different lines, for a possibility of nine different ways to win. When selected, bars will appear over the video slots screen to show the possible winning combinations.

Bet (#) per Line: You can bet up to five credits on each of the lines that you play. Selecting one of these options will spin the reels.

Collect: Collect your money from the machine and exit. Note that you will automatically cash out whenever you exit the slot machine screen.

SLOTS CLUB MEMBERSHIP

The slots club membership lets you take advantage of the exclusive prizes that can be won.* When you start a new game, you are automatically enrolled and will begin to earn points for each machine that you play. All points are accumulated automatically, and can be viewed from the Slots Club membership screen. Use your points to unlock a variety of prizes and cheats.

**All prizes are fictitious*

CASHIER

View your statistics at the cashier menu screen. Quickly view player information, such as:

Current Bankroll: How much money you currently have.

Money Spent: How much money you have spent since you started a new game or reset your bankroll.

Money Won: Your winnings from slot machines.

Points Earned: The number of slots club points you have earned.

Points Spent: The number of slots club points you have spent.

Prizes: The number of prizes that you have unlocked will appear in front of each prize item.

Customer Support

Online Support

Internet: support@activisionvalue.com or <http://www.activisionvalue.com>

Other Contact Methods

Fax (952) 918-9560, 24 hours a day

Mail Activision Value, Customer Support,
7800 Equitable Drive, Suite 200, Eden Prairie, MN 55344

Phone (952) 918-9500. Contact a customer service representative between the hours of 10:00 a.m. and 4:00 p.m (Central Time) Monday through Thursday, except holidays.

Credits

Activision Value:

General Manager - Dave Oxford

Senior Vice President – Chad Koehler

Production

Vice President of Studios - Patrick Kelly

Producer - Chris Owen

Manager of Quality Assurance - Chris Arends

QA Lead/Assistant Producer - Chad Schilling

QA Team - Isham Ashour, Travis Clarke, Bill Hart, Donna Johnston, Ryan Lee, Jason Lembcke, Tony Nelson, Bobby Viau

Compatibility - Kris Young

Sales

Vice President of Sales - Tim Flaherty

Regional Sales Directors - Jim Holland, Jennifer Mirabelli Johnson, Dan Matschina

Trade Marketing Manager - Robbin Livernois

Marketing and Creative Services

Vice President of Marketing and Creative Services— Mark Meadows

Senior Graphic Artist - Trevor Harveaux

Graphic Artist - Sean James

Video Production Coordinator - Skye Thomas

Legal

Brynja Bjarnason, Patrick Horan

Licensing

Senior Brand and Licensing Manager - Andy Koehler

Director of OEM & Alternative Channels - Brian Johnson

IS

Information Systems Administrator - Josh Miedema

Special Thanks – Ann Beggs, Nicole Bement, Mike Dalton, Sean Dunnigan, Mike Groshens, Keri Gross, Brian Kirkvold, Kurt Niederloh, Laura Saugen

Coresoft Games:

Senior Producer – Shauna Gonzales

Lead Engineer – Mark Wheeler

Software Engineer – Melvin Krehbiel

Creative Director – Shannon Keegan

Artist – Karen Morgan

3D Artist – Thomas Reardon

Media Coordinator – Doug Harvey

Media Coordinator – Todd Macy

Sound Design – Andre Temkin

SOFTWARE LICENSE AGREEMENT

IMPORTANT - READ CAREFULLY: YOUR USE OF SLOTS (THE "PROGRAM") IS SUBJECT TO THE SOFTWARE LICENSE TERMS SET FORTH BELOW. THE "PROGRAM" INCLUDES ALL SOFTWARE INCLUDED WITH THIS AGREEMENT, THE ASSOCIATED MEDIA, ANY PRINTED MATERIALS, AND ANY ON-LINE OR ELECTRONIC DOCUMENTATION, AND ANY AND ALL COPIES OF SUCH SOFTWARE AND MATERIALS. BY OPENING THIS PACKAGE, INSTALLING, AND/OR USING THE PROGRAM AND ANY SOFTWARE PROGRAMS INCLUDED WITHIN THE PROGRAM, YOU ACCEPT THE TERMS OF THIS LICENSE WITH ACTIVISION, INC. ("ACTIVISION").

LIMITED USE LICENSE. Subject to the conditions described below, Activision Publishing, Inc. (hereinafter collectively referred to as "Activision") grant you the non-exclusive, non-transferable, limited right and license to install and use one copy of the Program solely and exclusively for your personal use. All rights not specifically granted under this Agreement are reserved by Activision and, as applicable, Activision's licensors. The Program is licensed, not sold, for your use. Your license confers no title or ownership in the Program and should not be construed as a sale of any rights in the Program. All rights not specifically granted under this Agreement are reserved by Activision and, as applicable, its licensors.

LICENSE CONDITIONS

You agree not to:

- Exploit the Program or any of its parts commercially, including but not limited to use at a cyber cafe, computer gaming center or any other location-based site. Activision may offer a separate Site License Agreement to permit you to make the Program available for commercial use; see the contact information below.
- Sell, rent, lease, license, distribute or otherwise transfer this Program, or any copies of this Program, without the express prior written consent of Activision.
- Use the Program, or permit use of the Program, in a network, multi-user arrangement or remote access arrangement, including any on-line use, except as otherwise specifically provided by the Program.
- Use the Program, or permit use of the Program, on more than one computer, computer terminal, or workstation at the same time.
- Make copies of the Program or any part thereof, except for back up or archival purposes, or make copies of the materials accompanying the Program.
- Copy the Program onto a hard drive or other storage device; you must run the Program from the included CD-ROM (although the Program itself may automatically copy a portion of the Program onto your hard drive during installation in order to run more efficiently).
- Reverse engineer, derive source code, modify, decompile, or disassemble the Program, in whole or in part.
- Remove, disable or circumvent any proprietary notices or labels contained on or within the Program.
- Export or re-export the Program or any copy or adaptation thereof in violation of any applicable laws or regulations.

OWNERSHIP. All title, ownership rights and intellectual property rights in and to the Program and any and all copies thereof are owned by Activision or its licensors. The Program is protected by the copyright laws of the United States, international copyright treaties and conventions and other laws. The Program contains certain licensed materials and Activision's licensors may protect their rights in the event of any violation of this Agreement. You agree not to remove, disable or circumvent any proprietary notices or labels contained on or within the Program.

LIMITED WARRANTY. Activision warrants to the original consumer purchaser of the Program that the recording medium on which the Program is recorded will be free from defects in material and workmanship for 90 days from the date of purchase. If the recording medium is found defective within 90 days of original purchase, Activision agrees to replace, free of charge, any product discovered to be defective within such period upon its receipt of the Product, postage paid, with proof of the date of purchase, as long as the Program is still being manufactured by Activision. In the event that the Program is no longer available, Activision retains the right to substitute a similar program of equal or greater value. This warranty is limited to the recording medium containing the Program as originally provided by Activision

and is not applicable to normal wear and tear. This warranty shall not be applicable and shall be void if the defect has arisen through abuse, mistreatment, or neglect. Any implied warranties prescribed by statute are expressly limited to the 90-day period described above.

EXCEPT AS SET FORTH ABOVE, THIS WARRANTY IS IN LIEU OF ALL OTHER WARRANTIES, WHETHER ORAL OR WRITTEN, EXPRESS OR IMPLIED, INCLUDING ANY WARRANTY OF MERCHANTABILITY, FITNESS FOR A PARTICULAR PURPOSE OR NON-INFRINGEMENT, AND NO OTHER REPRESENTATIONS OR CLAIMS OF ANY KIND SHALL BE BINDING ON OR OBLIGATE ACTIVISION.

When returning the Program for warranty replacement please send the original product disks only in protective packaging and include: (1) a photocopy of your dated sales receipt; (2) your name and return address typed or clearly printed; (3) a brief note describing the defect, the problem(s) you are encountered and the system on which you are running the Program; (4) if you are returning the Program after the 90-day warranty period, but within one year after the date of purchase, please include check or money order for \$10 U.S. (A\$17 for Australia, or £10.00 for Europe) currency per CD or floppy disk replacement. Note: Certified mail recommended.

In the U.S. send to: Activision Value Publishing, Inc. 7646 Golden Triangle Dr. Eden Prairie, MN 55344

LIMITATION ON DAMAGES . IN NO EVENT WILL ACTIVISION BE LIABLE FOR SPECIAL, INCIDENTAL OR CONSEQUENTIAL DAMAGES RESULTING FROM POSSESSION, USE OR MALFUNCTION OF THE PROGRAM, INCLUDING DAMAGES TO PROPERTY, LOSS OF GOODWILL, COMPUTER FAILURE OR MALFUNCTION AND, TO THE EXTENT PERMITTED BY LAW, DAMAGES FOR PERSONAL INJURIES, EVEN IF ACTIVISION HAS BEEN ADVISED OF THE POSSIBILITY OF SUCH DAMAGES. ACTIVISION'S LIABILITY SHALL NOT EXCEED THE ACTUAL PRICE PAID FOR THE LICENSE TO USE THIS PROGRAM. SOME STATES/COUNTRIES DO NOT ALLOW LIMITATIONS ON HOW LONG AN IMPLIED WARRANTY LASTS AND/OR THE EXCLUSION OR LIMITATION OF INCIDENTAL OR CONSEQUENTIAL DAMAGES, SO THE ABOVE LIMITATIONS AND/OR EXCLUSION OR LIMITATION OF LIABILITY MAY NOT APPLY TO YOU. THIS WARRANTY GIVES YOU SPECIFIC LEGAL RIGHTS, AND YOU MAY HAVE OTHER RIGHTS WHICH VARY FROM JURISDICTION TO JURISDICTION.

TERMINATION. Without prejudice to any other rights of Activision, this Agreement will terminate automatically if you fail to comply with its terms and conditions. In such event, you must destroy all copies of the Program and all of its component parts.

U.S. GOVERNMENT RESTRICTED RIGHTS. The Program and documentation have been developed entirely at private expense and are provided as "Commercial Computer Software" or "restricted computer software." Use, duplication or disclosure by the U.S. Government or a U.S. Government subcontractor is subject to the restrictions set forth in subparagraph (c)(1)(ii) of the Rights in Technical Data and Computer Software clauses in DFARS 252.227-7013 or as set forth in subparagraph (c)(1) and (2) of the Commercial Computer Software Restricted Rights clauses at FAR52.227-19, as applicable. The Contractor/Manufacturer is Activision, Inc., 3100 Ocean Park Boulevard, Santa Monica, California 90405.

INJUNCTION. Because Activision would be irreparably damaged if the terms of this Agreement were not specifically enforced, you agree that Activision shall be entitled, without bond, other security or proof of damages, to appropriate equitable remedies with respect to breaches of this Agreement, in addition to such other remedies as Activision may otherwise have under applicable laws.

INDEMNITY . You agree to indemnify, defend and hold Activision, its partners, licensors, affiliates, contractors, officers, directors, employees and agents harmless from all damages, losses and expenses arising directly or indirectly from your acts and omissions to act in using the Product pursuant to the terms of this Agreement.

MISCELLANEOUS . This Agreement represents the complete agreement concerning this license between the parties and supersedes all prior agreements and representations between them. It may be amended only by a writing executed by both parties. If any provision of this Agreement is held to be unenforceable for any reason, such provision shall be reformed only to the extent necessary to make it enforceable and the remaining provisions of this Agreement shall not be affected. This Agreement shall be construed under California law as such law is applied to agreements between California residents entered into and to be performed within California, except as governed by federal law and you consent to the exclusive jurisdiction of the state and federal courts in Los Angeles, California.

If you have any questions concerning this license, you may contact Activision at 7646 Golden Triangle Drive, Eden Prairie, MN 55344, USA, (952)-918-9400. Attn. Business and Legal Affairs.

Activision Publishing, Inc. P.O. Box 67713, Los Angeles, CA 90067

©1998-2003 Masque Publishing, Inc. All rights reserved. Activision is a registered trademark of Activision, Inc. and its affiliates. Published and distributed by Activision Publishing, Inc. and its affiliates. The rating icon is a trademark of the Interactive Digital Software Association. Slot Machine names and artwork are trademarks and copyrights of Bally Gaming, Inc. All other trademarks are the property of their respective owners. All rights reserved.



Licensed by Sony Computer Entertainment America for use with the PlayStation game console. PlayStation and the PlayStation logos are registered trademarks of Sony Computer Entertainment Inc. The ratings icon is a trademark of the Interactive Digital Software Association. Manufactured and printed in the U.S.A. THIS SOFTWARE IS COMPATIBLE WITH PLAYSTATION GAME CONSOLES WITH THE NTSC U/C DESIGNATION. U.S. AND FOREIGN PATENTS PENDING.

ACTIVISION